

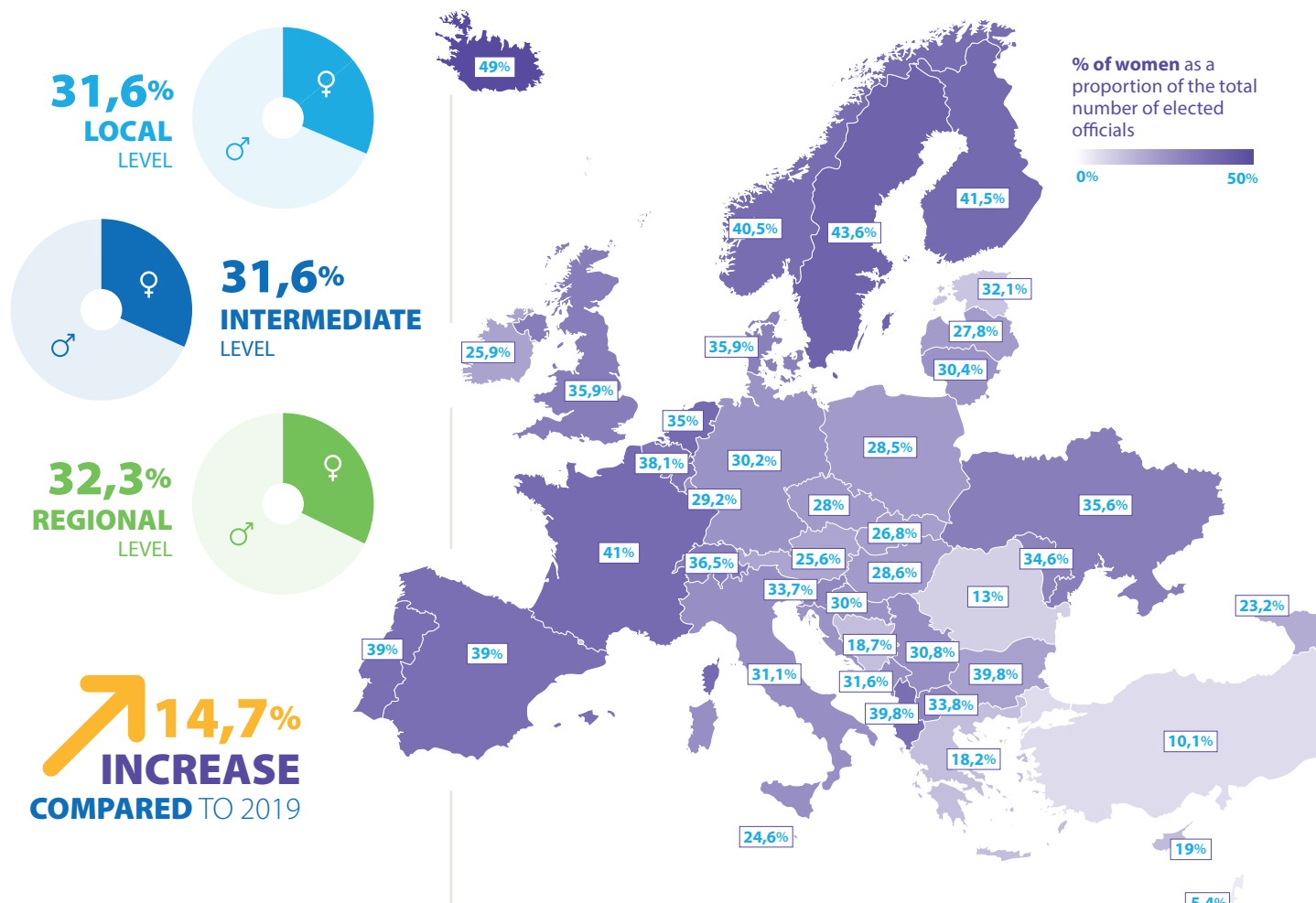
WOMEN IN POLITICS IN 2023

● SUBNATIONAL LEVELS ●

These CEMR infographics display the key findings of its study on women in politics at the subnational level. This page focuses on the share of women among all elected representatives at the different subnational levels, and on the portfolio they hold at the local level.

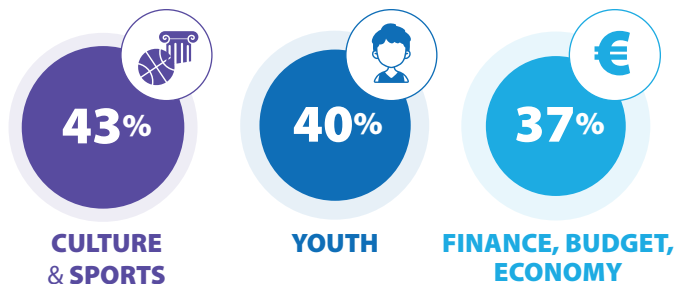


REPRESENTATION OF WOMEN IN SUBNATIONAL POLITICS IN EUROPE

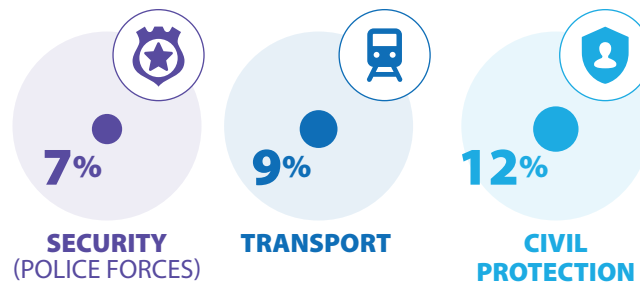


— ATTRIBUTION OF THEMATIC PORTFOLIOS HELD BY THE RESPONDENTS AT LOCAL LEVEL —

TOP 3



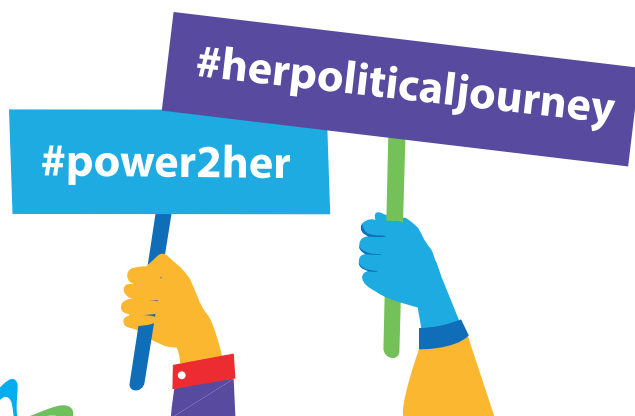
LOWEST 3



Sources: CEMR member associations, EIGE, CEMR survey, National statistical offices

VIOLENCE AGAINST ELECTED WOMEN

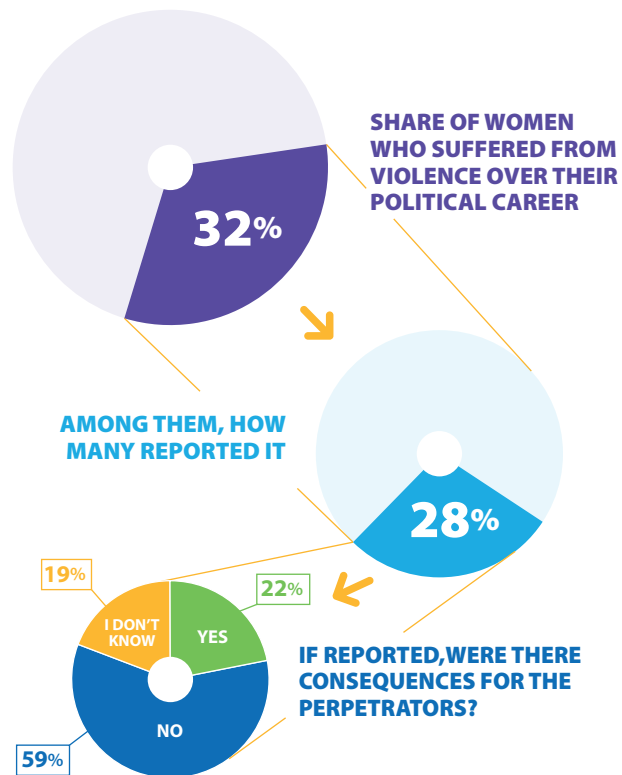
Using an anonymous survey centred on elected women at local, intermediate, and regional levels in Europe, CEMR gathered data on experiences of violence that targets women in political roles. This infographic highlights key findings based on responses from 2 424 participants across 31 countries. 86% of them are elected officials at the local level.



Local & Regional Europe



Co-funded by the European Union



ASSESSMENT: Perceived importance given to the topic of violence against women in their country, on a scale 0-10

5,8

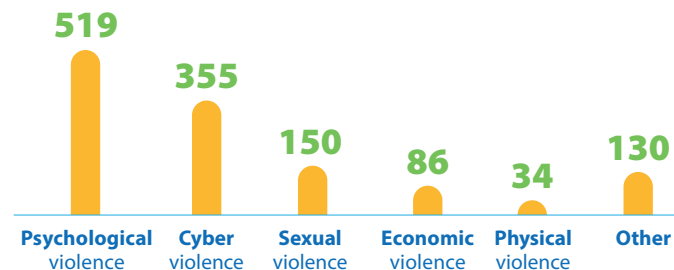
LOCAL INITIATIVE: "Has your organisation/ political party or authority developed any initiative or partnerships to counter or prevent violence against women, including elected women?"



PERCEPTION: "Would you say violence against local elected women in your country tends to..."



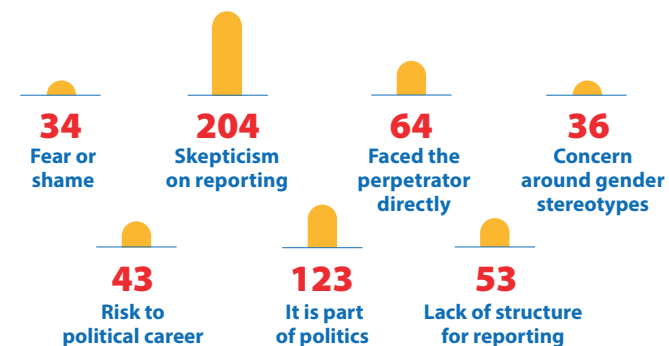
TYPE OF VIOLENCE EXPERIENCED OVER THE COURSE OF POLITICAL CAREER



CONSEQUENCES ON PRIVATE AND POLITICAL LIVES RESULTING FROM VIOLENCE EXPERIENCED



REASONS FOR NOT REPORTING



Sources: CEMR member associations, EIGE, CEMR survey, National statistical offices